



Profit from the Eagle Advantage®

Specification Sheet

Short Form Specifications

Eagle Wall Mounted Stainless Steel Table, model _____, 300 series stainless steel construction. Work surface available in 16- or 14-gauge. Wall mounted brackets are 14-gauge. Backsplash, endsplash, integral sink bowl, drawers, and various edge designs available. Working load capacity of 200 lbs.

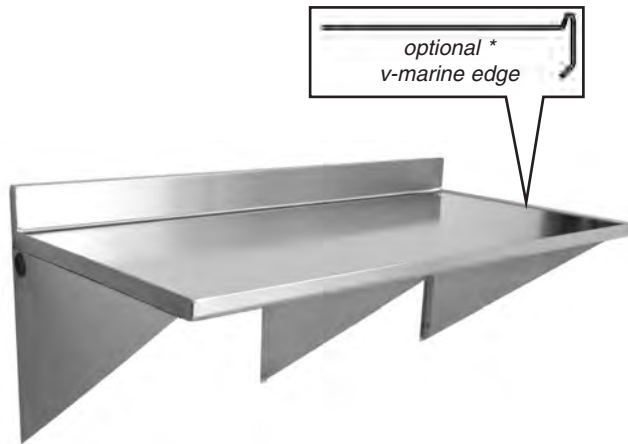
Item No.:	_____
Project No.:	_____
S.I.S. No.:	_____

Wall Mounted Stainless Steel Tables

MODELS*:

- WT3048-14/304-SEM-BS
- WT3060-14/304-SEM-BS
- WT3072-14/304-SEM-BS

* To create a model number, see back page.



* See back page for more optional edges available.

- Facilitates small rolling cabinets which can be moved in and out.
- Tabletop available in 16- or 14-gauge, 304 or 316 series stainless steel.
- 14-gauge brackets with hole for electrical wire run.
- Wall mounted for environments with frequent wash downs.
- Standard box marine edge.
- Available in same configuration as a standard worktable.
- Integral sink bowls, drawers, and end splashes available.
- Optional latex sound deadening.
- 200 lb. weight capacity.

Options / Accessories

- Integral sink bowls
- Drawers
- End splashes
- Latex sound deadening
- Other edges *

* See back page for optional edges available.

EAGLE GROUP
 100 Industrial Boulevard, Clayton, DE 19938-8903 USA
 Phone: 302-653-3000 • Fax: 302-653-2065
 www.eaglegrp.com

Foodservice Division: Phone 800-441-8440
MHC/Retail Display Divisions: Phone 800-637-5100

For custom configuration or fabrication needs, contact our **SpecFAB® Division**.
 Phone: 302-653-3000 • Fax: 302-653-3091 • e-mail: specfab@eaglegrp.com

AUTOQUOTES



EG10.01 Rev. 09/11

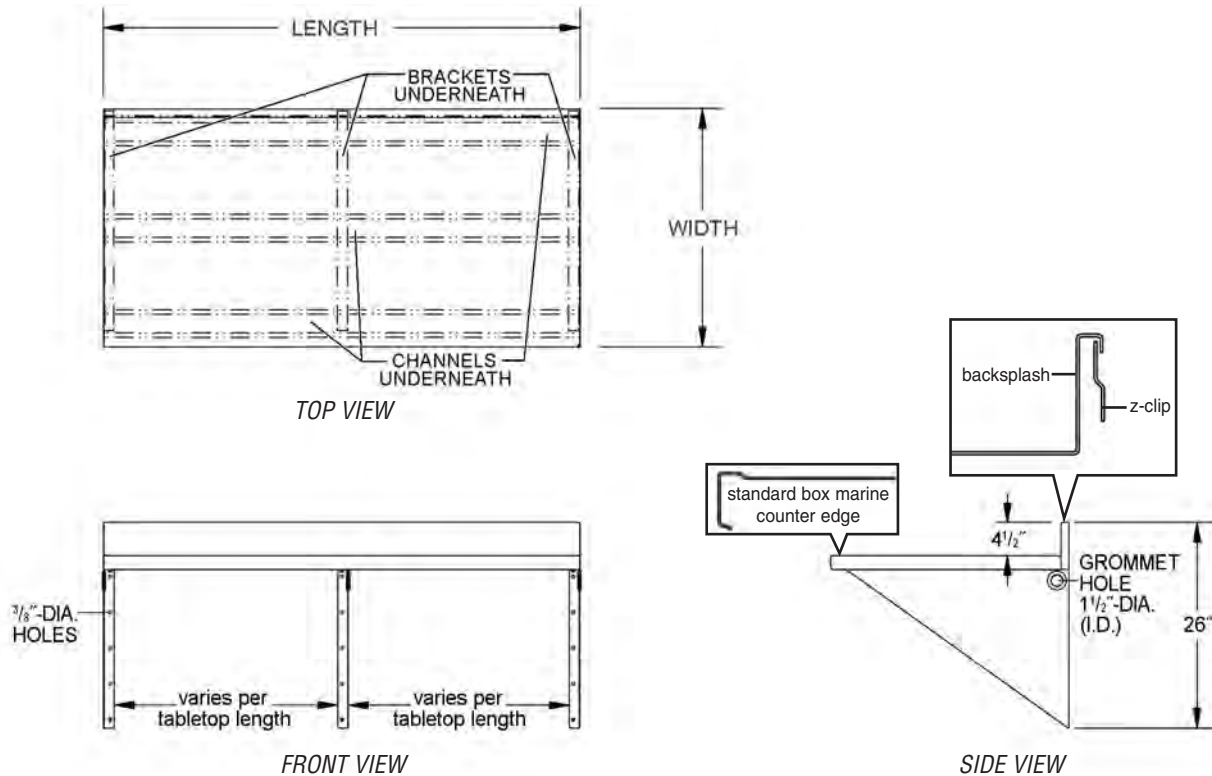
Spec sheets available for viewing, printing or downloading from our online literature library at www.eaglegrp.com

Eagle Foodservice Equipment, Eagle MHC, SpecFAB®, and Retail Display are divisions of Eagle Group. ©2011 by the Eagle Group



Profit from the Eagle Advantage®

Item No.: _____
 Project No.: _____
 S.I.S. No.: _____



To build a model number...

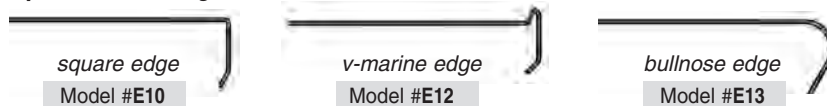
Choose the designated letters and numbers from left to right. Example: #**WT3060-14/304-SEM** indicates a table with flat top (prefix **WT**, suffix **-SEM**), with 30" x 60" (**3060**) 14-gauge (**-14/**) type 304 (**304**) stainless steel tabletop.

type of tabletop (prefix)	width x length of tabletop	14- or 16-gauge stainless steel tabletop	304 or 316 series stainless steel tabletop	type of tabletop (suffix)
with flat top = WT or with 1 1/2" upturn = UWT or with 4 1/2" backsplash = WT	30" x 48" = 3048 or 30" x 60" = 3060 or 30" x 72" = 3072	14 gauge = -14/ or 16 gauge = -16/	304 series = 304 or 316 series = 316	with flat top = -SEM or with 1 1/2" upturn = -SEM or with 4 1/2" backsplash = -SEM-BS

Tables with 4 1/2" backsplash, with 14 gauge type 304 stainless steel tabletop

width	length	no. of brackets	model #		
in.	mm	in.	mm		
30"	762	48"	1219	3	WT3048-14/304-SEM-BS
30"	762	60"	1524	3	WT3060-14/304-SEM-BS
30"	762	72"	1829	4	WT3072-14/304-SEM-BS

Optional table edges available



EAGLE GROUP
 100 Industrial Boulevard, Clayton, DE 19938-8903 USA
 Phone: 302-653-3000 • Fax: 302-653-2065 • www.eaglegrp.com

Foodservice Division: Phone 800-441-8440
 MHC/Retail Display Divisions: Phone 800-637-5100

Printed in U.S.A.
 ©2011 by Eagle Group
 Rev. 09/11

Spec sheets available for viewing, printing or downloading from our online literature library at www.eaglegrp.com

Although every attempt has been made to ensure the accuracy of the information provided, we cannot be held responsible for typographical or printing errors. Information and specifications are subject to change without notice. Please confirm at time of order.