



COWLES impeller guard

INSTALLATION GUIDE

- 1 Hook the end onto one of the impeller's teeth



- 2 Wrap impeller guard around impeller




- 3 Secure the velcro latch including locking clip

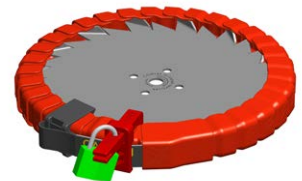


COWLES GUARD LOCK

- 1 Place lock over the link next to the end hook



- 2 Push slide closed and insert your pad lock into hole in rail



Before attempting installation, disable all potential energy sources. Make sure to follow lock-out procedures.

For more information, visit [morehousecowles.com](https://www.morehousecowles.com) or contact MorehouseCowles experts today at sales@morehousecowles.com or +1 (909) 627 7222.