



**DIGITAL**




**ANALOG**

**AIR**



**FIXED**



**MASTERFLEX®**

US & Canada only  
Toll Free 1-800-MASTERFLEX | 1-800-637-3739

Outside US & Canada  
1-847-381-7050

\*EN809 manufactured by:  
Masterflex LLC  
28W092 Commercial Avenue, Barrington, IL 60010  
techinfo@masterflex.com | [www.masterflex.com](http://www.masterflex.com)

A-1299-1070B Edition 06

**MASTERFLEX®**  
B/T® Rapid-Load®  
Peristaltic Pump Systems  
Quick Start Guide

## SAFETY PRECAUTIONS



**DANGER:** High voltages exist and are accessible. Do not remove cover of Drive or Controller. Use extreme caution when servicing internal components.



**CAUTIONS:** Risk of electric shock – this pump is supplied with a grounding conductor and grounding-type attachment plug. To reduce risk of electric shock, be certain that it is connected only to a properly grounded, grounding-type receptacle.

Electrical connections and grounding (earthing) must conform to local wiring codes.



**WARNINGS:** Tubing breakage may result in fluid being sprayed from pump. Use appropriate measures to protect operator and equipment.

To reduce risk of injury, power must be removed from pump before removing or installing tubing. Fingers or loose clothing could get caught in drive mechanism. Do not operate this pump without cover or interlock door properly closed and latched. Rotating parts can cause serious injury.

To reduce risk of injury, do not pump materials hotter than 150 degrees Fahrenheit, (65.5°C).

Before permanent installation, test the equipment with the chemicals and under the specific conditions of your application.

Verify tubing material chemical compatibility prior to use. It is the sole responsibility of the user to determine suitability of the product for the application.

## EXPLANATION OF SYMBOLS



**CAUTION:** Risk of Danger. Consult Operator's manual for nature of hazard and corrective actions.



**CAUTION:** Risk of crushing. Keep fingers away from rotor while pump is in operation. Stop pump before loading or unloading tubing.



**CAUTION:** Hot Surface. Do not touch.



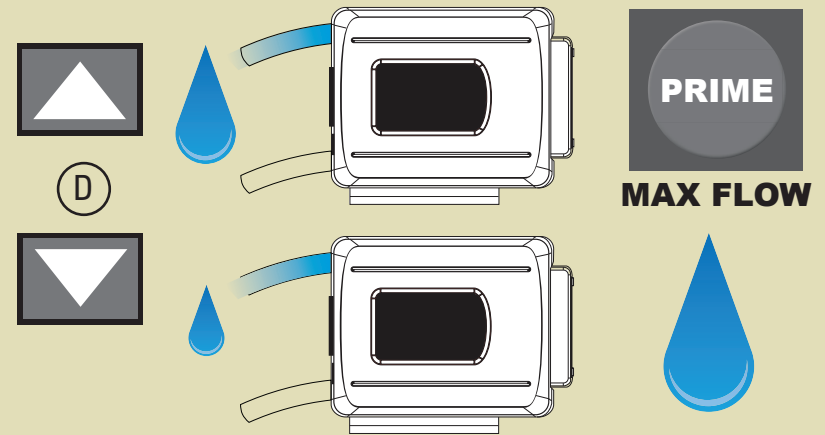
**CAUTION:** Risk of electric shock. Consult Operator's manual for nature of hazard and corrective actions.

## WARNING: PRODUCT USE LIMITATION



This product is not designed for, nor intended for use in, patient-connected applications, including, but not limited to, medical and dental use, and, accordingly, has not been submitted for FDA approval. If drive is used in a manner not specified in this manual the protection provided by the equipment may be impaired.

Use only MASTERFLEX® PerfectPosition® B/T® precision tubing with MASTERFLEX pumps to ensure optimum performance. Use of other tubing may void applicable warranties.



EN9001:2001 MACH. DIR.  
EN61010-1:2001 L.V. DIR.  
EN61326-1:2006 EMC DIR.  
EN60529 / IEC 60034-5 (IP56)



**2 year**  
warranty  
**24**  
HOUR  
DUTY



321 rpm Max.



+0C, +32F



<75dBA@1M



+40C, +104F



40.4 kg, 89lbs.



-20C, -4F



+60C, +140F

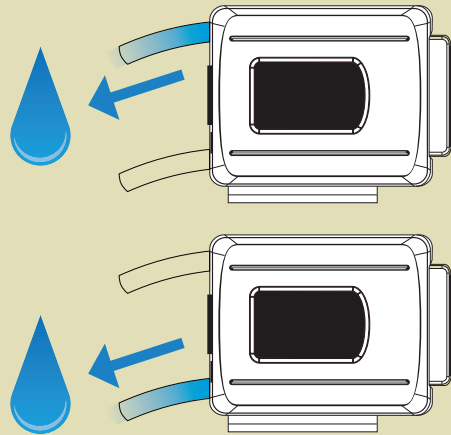
All MASTERFLEX PerfectPosition B/T® tubing formulations in sizes B/T® 87 and B/T 91 can be used with this pump. Be sure tubing material matches application.

PerfectPosition Pump Tubing	B/T 87	B/T 91
Silicone - 10 ft. (3.0 m), Platinum cured	96510-87	96510-91
Silicone - 10 ft. (3.0 m), Peroxide cured	96400-87	96400-91
BioPharm Plus silicone - 10 ft. (3.0 m), Platinum cured	96445-87	96445-91
Puri-Flex™ 10 ft. (3.0 m)	96419-87	96419-91
C-FLEX - 10 ft. (3.0 m)	06424-87	06424-91
PharMed® BPT - 10 ft. (3.0 m)	06507-87	06507-91
PharmaPure® - 10 ft. (3.0 m)	06437-87	06437-91
Chem-Durance® BIO 10 ft. (3.0 m)	06443-87	06443-91
TYGON® E-LFL - 10 ft. (3.0 m)	06440-87	06440-91
TYGON® E-Food - 10 ft. (3.0 m)	06418-87	06418-91
NORPRENE® Food - 10 ft. (3.0 m)	06399-87	06399-91


# B/T® RAPID-LOAD® DIGITAL PUMP (continued)



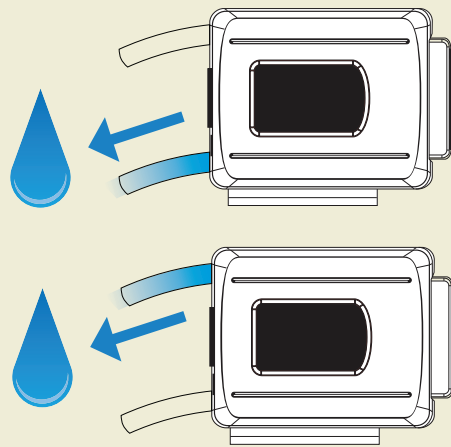
(C)




# B/T® RAPID-LOAD® ANALOG PUMP (continued)



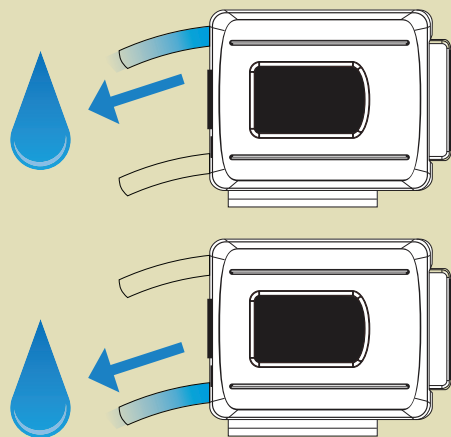
(F)



# B/T® RAPID-LOAD® FIXED SPEED PUMP



(H)




1



2



3



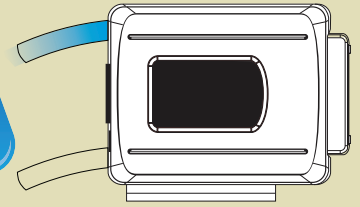
4



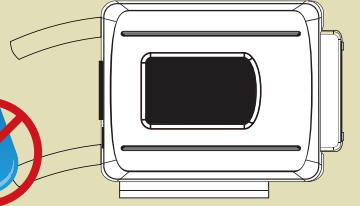
# B/T<sup>®</sup> RAPID-LOAD<sup>®</sup> DIGITAL PUMP



(A)



(B)



# B/T<sup>®</sup> RAPID-LOAD<sup>®</sup> ANALOG PUMP

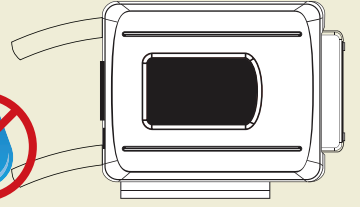
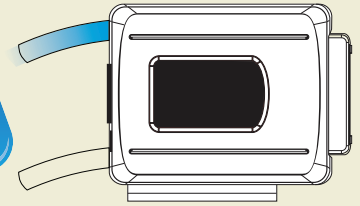


(F)


(E)



(E)



# B/T<sup>®</sup> RAPID-LOAD<sup>®</sup> AIR PUMP



(G)



(G)

