

ExoCleanUp FAST provides PCR clean-up in 5 minutes

VWR® ExoCleanUp FAST offers a fast PCR clean-up method with superior clean-up results, compared to other enzymatic PCR clean-up products on the market. Results are obtained in just 5 minutes using a very simple one-step workflow. See Figure 1. ExoCleanUp FAST consists of a heat-labile Exonuclease I (HL-ExoI) and a recombinant Shrimp Alkaline Phosphatase (rSAP). Treatment of PCR products with ExoCleanUp FAST degrades residual primers and dephosphorylates dNTPs in 5 minutes. After enzymatic treatment at 37 °C for a minimum of 2 minutes, the enzymatic activities of ExoCleanUp FAST are completely inactivated by heating at 80 °C for a minimum of 3 minutes. The use of ExoCleanUp FAST eliminates the need for spin columns, magnetic beads, filtration and gel purifications.

FEATURES

- One-step PCR product clean-up
- 5 minute protocol
- No need for spin columns or magnetic beads
- Scalable for different reaction sizes
- Treatment optimizes downstream applications such as DNA sequencing or SNP analysis

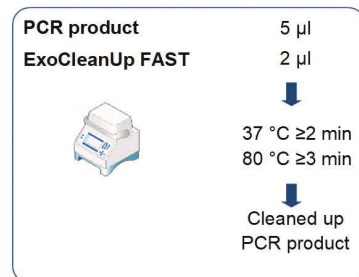



FIGURE 1: One-step scheme for VWR ExoCleanUp FAST.

CLEAN-UP OF PCR PRODUCTS USING EXOCLEANUP FAST

This protocol serves as a guideline for the clean-up of 5 µL of PCR product using ExoCleanUp FAST.

- Take out ExoCleanUp FAST from a -20 °C freezer
- Keep ExoCleanUp FAST on ice at all times
- Add 2 µl ExoCleanUp FAST to 5 µl of PCR product
- Mix well and spin down
- Incubate the reaction at 37 °C for 2 to 5 minutes to degrade remaining primers, and to inactivate excess nucleotides by dephosphorylation
- Incubate at 80 °C for 3 to 10 minutes to completely inactivate ExoCleanUp FAST
- The cleaned-up PCR product can now be used for downstream applications, such as DNA sequencing, primer extension experiments or SNP analysis
- After treatment, the PCR products can be stored at -20 °C

This protocol is scalable for larger volumes of PCR reaction mixes; simply add the appropriate volume of ExoCleanUp FAST.

IMPROVED SANGER SEQUENCING RESULTS AFTER TREATMENT WITH EXOCLEANUP FAST

For optimal performance of Sanger sequencing, a PCR clean-up is required to remove excess primers and dNTPs. Here, PCR clean-up is performed enzymatically using ExoCleanUp FAST and a PCR clean-up reagent from a competing brand. Both PCR clean-up reagents mediate enzymatic PCR clean-up with a one-step 5 minute protocol, using HL-ExoI for degradation of residuals primers and recombinant SAP for dephosphorylation of dNTPs.

A PCR product of 866 bp was amplified using VWR TEMPase DNA Polymerase in Key Buffer according to protocol recommendations. The 866 bp PCR product was then spiked with dNTPs and primers, and used for evaluating the functional performance of ExoCleanUp FAST and the competing PCR clean-up reagent. The spiked 866 bp PCR product was treated with and without the two PCR clean-up reagents.

Sanger sequencing was used to analyze the treated and untreated PCR product. By graphically plotting the number of quality values against base calls, the functional equivalency of the two PCR clean-up kits could be compared. All samples were treated in accordance with supplier's manuals and analyzed in triplicate. Figure 2.

Electropherograms of the 866 bp PCR product treated with and without ExoCleanUp FAST are shown in Figure 3.

CONCLUSIONS

Treatment of spiked PCR products with ExoCleanUp FAST significantly improves the quality of Sanger sequencing as

observed in the electropherograms. Figure 3. The benefit of using ExoCleanUp FAST for PCR clean-up is very clear, as it results in enhanced signal intensity, and eliminates background interference and base miscalls.

ExoCleanUp FAST treatment was compared to a market-leading PCR clean-up reagent by plotting quality values against base calls. Figure 2. Under the conditions tested here ExoCleanUp FAST showed PCR clean-up results equivalent to the competing PCR clean-up reagent. This study supports equivalent functional performance by ExoCleanUp FAST and the evaluated competitor in the presence of excess levels of primers and dNTPs.

Ordering information

Description	Volume	Size	Cat. No.
ExoCleanUp FAST	1 x 0.2 mL	100 reactions	76620-568
ExoCleanUp FAST	1 x 1 mL	500 reactions	76620-570
ExoCleanUp FAST	10 x 1 mL	5000 reactions	76620-572

Recommended storage and stability

Long-term storage at -20 °C. Product expiry at -20 °C is stated on the label.

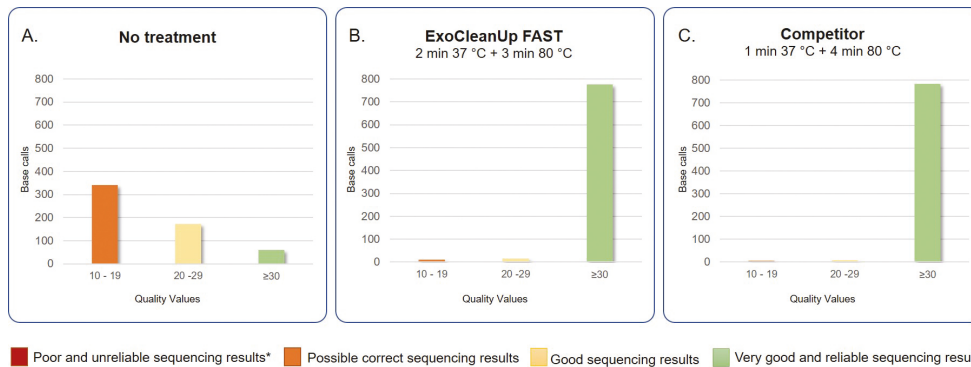


FIGURE 2: Presentation of Sanger sequencing results by plotting the number of base calls with certain quality values (Phred score). A. No treatment. B. Treatment with ExoCleanUp FAST (2+3 minutes) C. Treatment using competitor product (1+4 minutes). * Data with Quality Values <10 is not included in Figure 2.

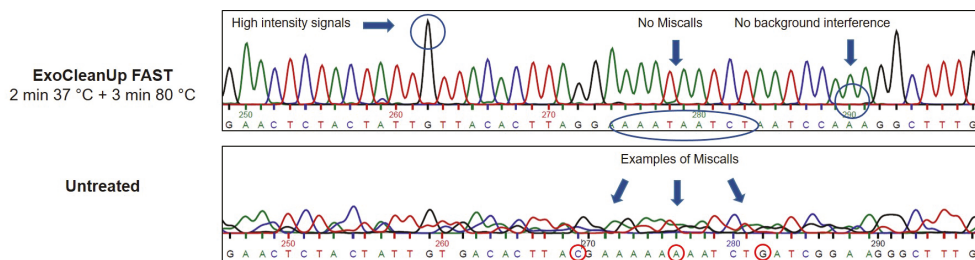


FIGURE 3: Sanger sequencing results of the 866 bp PCR product. The depicted electropherograms are either after treatment with ExoCleanUp FAST (top) or untreated (bottom). Sequence shown is approximately the region from 250 to 300 bases.