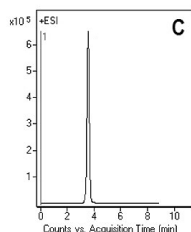
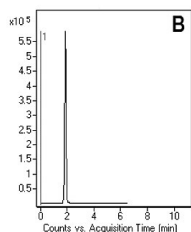
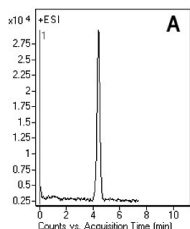
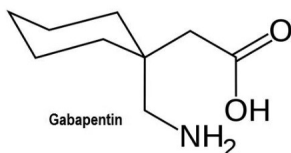


Gabapentin Drug Product

Retention of highly polar compound



Note: Gabapentin is a gamma-aminobutyric acid analog used for treatment of seizures in adults and children. It is structurally related to neurotransmitter gamma-aminobutyric acid (GABA). It freely crosses the blood-brain barrier and has been shown to increase GABA levels in the brain. Various analytical methods for therapeutic monitoring of gabapentin in plasma or serum are described in the literature (GC, CE, HPLC), however all of these methods involve an extraction and derivatization step. It is well known that derivatization has drawbacks which include: the possibility of incomplete derivatization, additional interfering products, increased method complexity, increased costs (additional reagents and increased preparation time). Gabapentin marketed as Neurontin™ has been approved for sale as a generic product.

Method Conditions

Column: Cogent Diamond Hydride™, 4µm, 100Å

Catalog No.: 70000-05P-2

Dimensions: 2.1 x 50 mm

Mobile Phase: 70% B

Figure B & C: A: DI H₂O + 0.1% formic acid

B: 97% acetonitrile/ 3% DI H₂O/ 0.1% formic acid

Mobile Phase: Figure B: 50% B

Figure C: 70% B

Solvents: Figure A: A: 50% isopropanol/ 50% DI H₂O/ 0.1% formic acid

B: 97% acetonitrile/ 3% DI H₂O/ 0.1% formic acid

Post Time: 5 min

Total Time: 12 min

Injection vol.: 1µL

Flow rate: 0.4 mL/min

Detection: ESI - POS - Agilent 6210 MSD TOF mass spectrometer

Samples: Sample Preparation: Contents of 20 capsules were ground into a fine powder using a glass mortar and pestle. A portion equivalent to 100 mg of Gabapentin was transferred into 100 mL vol flask and sonicated (15 min) with 40 mL of the 50% solvent A and 50% solvent B followed by 15 min on a shaker at 100 rpm. The flask was adjusted to volume and mixed well. The solution was filtered using a 0.45µm nylon syringe filter. 20µL of the filtered solution was added to 1 mL of 50% solvent A and 50% solvent B mixture.

Peak: Gabapentin 172 m/z (M+H)⁺

Discussion

Using a Cogent Diamond Hydride™ column, Gabapentin was retained successfully with a very symmetrical peak. Two different mobile phases were used and the advantage of the mobile phase used in Figure A is shown to be that isopropanol present in the solvent A helps clean the column which can be useful if biological samples containing lipids are used. Good retention of the drug was also achieved when solvent A was DI water with 0.1% formic acid – Figure B and C.