

CONFIGURATION GUIDE



CR950

Configuration barcodes generated based on current firmware versions
D036881_01 CR950 Configuration Guide
4-29-2020



www.codecorp.com



User Manual



YouTube.com/codecorporation

code
ADVANCED BARCODE READERS

Table of Contents

General Reading Mode Settings.....	7-8
Enable Stand Detection - Default.....	7 (A2)
Disable Stand Detection.....	7 (A3)
Motion Detect or Continuous Scan Off (Out of Stand) - Default.....	7 (A4)
Motion Detect Always On.....	7 (B1)
No Scan Delay with Motion Detection in stand.....	7 (B2)
500 ms Scan Delay with Motion Detection in stand - Default.....	7 (B3)
Enable Cell Phone Reading Enhancement.....	7 (B4)
Disable Cell Phone Reading Enhancement - Default.....	7 (C1)
Set Motion Detect Maximum Brightness to 25%.....	7 (C2)
Set Motion Detect Maximum Brightness to 50%.....	7 (C3)
Set Motion Detect Maximum Brightness to 75%.....	7 (C4)
Set Motion Detect Maximum Brightness to 100% - Default.....	7 (D1)
Enable Target LED During Image Capture - Default.....	7 (D2)
Disable Target LED During Image Capture.....	7 (D3)
Trigger Mode On In Stand.....	7 (D4)
Motion Detection On In Stand - Default.....	7 (E1)
Continuous Scan Mode On In Stand.....	7 (E2)
Enable Stand Detection - Default.....	7 (E3)
Disable Stand Detection.....	7 (E4)
Reader Raw Text Commands Off - Default.....	8 (A1)
Reader Raw Text Commands On.....	8 (A2)
Enable Targeting-Always-On.....	8 (A3)
Disable Targeting-Always-On.....	8 (A4)
Beep Volume 0%.....	8 (B1)
Beep Volume 33%.....	8 (B2)
Beep Volume 67%.....	8 (B3)
Beep Volume 100% - Default.....	8 (B4)
Data Formatting (Prefix/Suffix) Settings.....	8-9
Disable Data Formatting - Default.....	8 (C2)
Prefix Comma.....	8 (C3)
Prefix Space.....	8 (C4)
Prefix Tab (USB Keyboard Mode Only).....	8 (D1)
Prefix Tab (RS232 Mode Only).....	8 (D2)
Erase Prefix Data.....	8 (D3)
Suffix Comma.....	8 (D4)
Suffix Space.....	8 (E1)
Suffix Enter (USB Keyboard Mode Only).....	8 (E2)
Suffix Tab (USB Keyboard Mode Only).....	8 (E3)
Suffix Tab (RS232 Mode Only).....	8 (E4)
Suffix Carriage Return (RS232 Mode Only).....	9 (A1)
Suffix Carriage Return Line Feed (RS232 Mode Only) - Default.....	9 (A2)
Suffix Line Feed (RS232 Mode Only).....	9 (A3)
Erase Suffix Data.....	9 (A4)
Convert Barcode Data to Uppercase.....	9 (B1)
Convert Barcode Data to Lowercase.....	9 (B2)
Convert Barcode Data to Bracketed Hex Output.....	9 (B3)
Erase Prefix & Suffix Data.....	9 (B4)
Prefix AIM ID Off - Default.....	9 (C1)
Prefix AIM ID On.....	9 (C2)
Symbology Settings.....	9-16
Aztec On - Default.....	9 (C4)
Aztec Off.....	9 (D1)
Aztec Inverse & Normal On.....	9 (D2)
Aztec Inverse Off - Default.....	9 (D3)
Enable BC412 - Disable BC412 Reverse.....	9 (D4)
Disable BC412 Regular and Reverse - Default.....	9 (E1)
Reverse BC412 On.....	9 (E2)
Codabar On - Default.....	9 (E3)

Table of Contents

Reverse BC412 Off - Default.....	9 (E4)
Codabar Off.....	10 (A1)
Codabar Checksum On.....	10 (A2)
Codabar Checksum Off - Default.....	10 (A3)
Remove Codabar Start and Stop Delimiters.....	10 (A4)
Keep Codabar Start and Stop Delimiters - Default.....	10 (B1)
Code 11 Checksum Stripped from Result On.....	10 (B2)
Code 11 Checksum Stripped from Result Off - Default.....	10 (B3)
Code 11 On.....	10 (B4)
Code 11 Off - Default.....	10 (C1)
Code 11 One Digit Checksum.....	10 (C2)
Code 11 Disable Checksum Checking - Default.....	10 (C3)
Code 11 Two Digit Checksum - Default.....	10 (C4)
Code 128 Off.....	10 (D1)
Code 128 On - Default.....	10 (D2)
Code 32 (Italian Pharmacode) On.....	10 (D3)
Code 32 (Italian Pharmacode) Off - Default.....	10 (D4)
Code 39 On - Default.....	10 (E1)
Code 39 Off.....	10 (E2)
Code 39 Checksum On.....	10 (E3)
Code 39 Checksum Off - Default.....	10 (E4)
Code 39 Checksum Stripped from Result On.....	11 (A1)
Code 93 On - Default.....	11 (A2)
Code 93 Off.....	11 (A3)
Composite On.....	11 (A4)
Composite Off - Default.....	11 (B1)
Data Matrix On - Default.....	11 (B2)
Data Matrix Off.....	11 (B3)
Data Matrix Mirror On.....	11 (B4)
Data Matrix Mirror Off - Default.....	11 (C1)
Data Matrix Inverse and Normal On - Default.....	11 (C2)
Data Matrix Inverse Off.....	11 (C3)
Data Matrix Rectangular On - Default.....	11 (C4)
Data Matrix Rectangular Off.....	11 (D1)
Data Matrix Rectangular Extended On.....	11 (D2)
Data Matrix Rectangular Extended Off - Default.....	11 (D3)
Hong Kong 2 of 5 On.....	11 (D4)
Hong Kong 2 of 5 Off - Default.....	11 (E1)
Interleaved 2 of 5 On - Default.....	11 (E2)
Interleaved 2 of 5 Off.....	11 (E3)
Interleaved 2 of 5 Checksum On.....	11 (E4)
Interleaved 2 of 5 Checksum Off - Default.....	12 (A1)
Interleaved 2 of 5 Checksum Stripped from Result On.....	12 (A2)
Interleaved 2 of 5 Checksum Stripped from Result Off - Default.....	12 (A3)
Matrix 2 of 5 On.....	12 (A4)
Matrix 2 of 5 Off - Default.....	12 (B1)
Micro PDF417 On.....	12 (B2)
Micro PDF417 Off - Default.....	12 (B3)
Micro QR Code On.....	12 (B4)
Micro QR Code Off - Default.....	12 (C1)
Mode 1 QR Code On.....	12 (C2)
Mode 1 QR Code Off - Default.....	12 (C3)
MSI Plessey Checksum Must Be Mod 10.....	12 (C4)
MSI Plessey Checksum Off - Default.....	12 (D1)
MSI Plessey Checksum Stripped from Result On.....	12 (D2)
MSI Plessey Checksum Stripped from Result Off - Default.....	12 (D3)
MSI Plessey Checksum Must Be Mod 11/10.....	12 (D4)
MSI Plessey Checksum Must Be Mod 10/10.....	12 (E1)
MSI Plessey On.....	12 (E2)
MSI Plessey Off - Default.....	12 (E3)
NEC 2 of 5 Checksum On - Default.....	12 (E4)

Table of Contents

NEC 2 of 5 Checksum Off.....	13 (A1)
NEC 2 of 5 On.....	13 (A2)
NEC 2 of 5 Off - Default.....	13 (A3)
PDF417 On - Default.....	13 (A4)
PDF417 Off.....	13 (B1)
QR Code On - Default.....	13 (B2)
QR Code Off.....	13 (B3)
QR Code Standard Only - Default.....	13 (B4)
QR Code Mirror On.....	13 (C1)
QR Code Mirror Off - Default.....	13 (C2)
QR Code Inverse and Normal On.....	13 (C3)
QR Code Inverse Only.....	13 (C4)
Telepen On.....	13 (D1)
Telepen Off - Default.....	13 (D2)
Output Telepen as Numeric - Default.....	13 (D3)
Output Telepen as ASCII.....	13 (D4)
Trioptic On.....	13 (E1)
Trioptic Off - Default.....	13 (E2)
Reverse Trioptic On.....	13 (E3)
Reverse Trioptic Off - Default.....	13 (E4)
Keep Trioptic Start and Stop Delimiters.....	14 (A1)
Remove Trioptic Start and Stop Delimiters - Default.....	14 (A2)
Straight 2 of 5 Off - Default.....	14 (A3)
Straight 2 of 5 On.....	14 (A4)
UK Plessey On.....	14 (B1)
UK Plessey Off - Default.....	14 (B2)
UPC/EAN On - Default.....	14 (B3)
UPC/EAN Off.....	14 (B4)
UPC Supplemental On.....	14 (C1)
UPC Supplemental Off - Default.....	14 (C2)
UPC E Expansion On.....	14 (C3)
UPC E Expansion Off - Default.....	14 (C4)
Convert UPC-A to EAN-13.....	14 (D1)
Do Not Convert UPC-A to EAN-13 - Default.....	14 (D2)
Transmit UPC-A Check Digit.....	14 (D3)
Do Not Transmit UPC-A Check Digit - Default.....	14 (D4)
Transmit UPC-A Number System.....	14 (E1)
Do Not Transmit UPC-A Number System - Default.....	14 (E2)
Do Not Transmit UPC-E Check Digit - Default.....	14 (E3)
Transmit UPC-E Number System.....	14 (E4)
Do Not Transmit UPC-E Number System - Default.....	15 (A1)
Convert EAN-8 to EAN-13.....	15 (A2)
Do Not Convert EAN-8 to EAN-13 - Default.....	15 (A3)
Transmit UPC-E Check Digit.....	15 (A4)
Convert Bookland EAN-13 to ISBN.....	15 (B1)
Do Not Convert Bookland EAN-13 to ISBN - Default.....	15 (B2)
Convert Bookland EAN-13 to ISSN.....	15 (B3)
Do Not Convert Bookland EAN-13 to ISSN - Default.....	15 (B4)
Transmit EAN-8 Check Digit.....	15 (C1)
Do Not Transmit EAN-8 Check Digit - Default.....	15 (C2)
Transmit EAN-13 Check Digit.....	15 (C3)
Do Not Transmit EAN-13 Check Digit - Default.....	15 (C4)
Enable GS1 DataBar Limited - Default.....	15 (D1)
Disable GS1 DataBar Limited.....	15 (D2)
Enable GS1 DataBar Expanded Stacked - Default.....	15 (D3)
Disable GS1 DataBar Expanded Stacked.....	15 (D4)
Enable GS1 DataBar Expanded - Default.....	15 (E1)
Disable GS1 DataBar Expanded.....	15 (E2)
Enable GS1 DataBar Stacked and GS1 DataBar Stacked Omnidirectional - Default.....	15 (E3)
Disable GS1 DataBar Stacked and GS1 DataBar Stacked Omnidirectional.....	15 (E4)
BC412 On.....	16 (A1)

Table of Contents
















BC412 Off - Default.....	16 (A2)
Disable GS1 DataBar Omnidirectional and GS1 DataBar Truncated.....	16 (A3)
Custom QR Code On.....	16 (A4)
Custom QR Code Off - Default.....	16 (B1)
Han Xin Normal and Inverse On.....	16 (B2)
Aztec Mirror On.....	16 (B3)
Aztec Mirror Off - Default.....	16 (B4)
Code 39 Extended Full ASCII Off - Default.....	16 (C1)
Code 39 Extended Full ASCII On.....	16 (C2)
Keyboard Language Settings.....	16-17
Set Portuguese for Windows as active language.....	16 (C4)
Set Italian for Windows as active language.....	16 (D1)
Keyboard Support: Simplified Chinese Keyboard Mapping for Windows.....	16 (D2)
List Installed Languages.....	16 (D3)
Get Active Language.....	16 (D4)
Keyboard Support: US English Keyboard Mapping for Windows - Default.....	16 (E1)
Keyboard Support: English Keyboard Mapping for Apple.....	16 (E2)
Keyboard Support: French-Belgian Keyboard Mapping for Windows.....	16 (E3)
Keyboard Support: French Keyboard Mapping for Windows.....	16 (E4)
Keyboard Support: French Keyboard Mapping for Apple.....	17 (A1)
Keyboard Support: German Keyboard Mapping for Apple.....	17 (A2)
Keyboard Support: German Keyboard Mapping for Windows.....	17 (A3)
Keyboard Support: German-Swiss Keyboard Mapping for Apple.....	17 (A4)
Keyboard Support: German-Swiss Keyboard Mapping for Windows.....	17 (B1)
Keyboard Support: Italian Keyboard Mapping for Apple.....	17 (B2)
Keyboard Support: Japanese Keyboard Mapping for Windows.....	17 (B3)
Keyboard Support: Russian Keyboard Mapping for Windows.....	17 (B4)
Keyboard Support: Spanish-Latin American Keyboard Mapping for Windows.....	17 (C1)
Keyboard Support: Spanish Keyboard Mapping for Windows.....	17 (C2)
Keyboard Support: Spanish Keyboard Mapping for Apple.....	17 (C3)
Keyboard Support: UK English Keyboard Mapping for Windows.....	17 (C4)
Keyboard Support: US International (Universal) Keyboard Mapping for Windows.....	17 (D1)
Data Encoding: Raw ASCII to Keyboard XML File Lookup - Default.....	17 (D2)
Data Encoding: UTF8 to Unicode Codepoint - Alt Sequences for Windows.....	17 (D3)
Data Encoding: ASCII to Unicode Codepoint - Alt Sequences for Windows.....	17 (D4)
Control Character Input - Language Default - Default - Default.....	17 (E1)
Control Character Input - Ctrl + Character.....	17 (E2)
Control Character Input - Alt + Keypad.....	17 (E3)
Control Character Input -Alt + Leading Zero.....	17 (E4)
Operating System Settings.....	18
Alternate Operating System (Linux/Mac) On.....	18 (A2)
Alternate Operating System (Linux/Mac) Off - Default.....	18 (A3)
USB Settings.....	18
Set reader into USB Full Speed mode.....	18 (B2)
Set reader into USB High Speed mode - Default.....	18 (B3)
USB HID Vendor Mode.....	18 (B4)
USB Keyboard Mode - Default.....	18 (C1)
Enable HID POS Mode.....	18 (C2)
Enable CDC VCOM Mode.....	18 (C3)
Enable USB VCOM mode.....	18 (C4)
Enable USB OPOS/JPOS Mode - Default.....	18 (D1)
USB Virtual COM Multiple Ports.....	18 (D2)
USB Virtual COM Common Ports.....	18 (D3)
RS232 Settings.....	18-19
Reset to RS232 Factory Defaults.....	18 (E2)
RS232 Interface - 1200 Baud Rate.....	18 (E3)
RS232 Interface - 2400 Baud Rate.....	18 (E4)

Table of Contents

RS232 Interface - 4800 Baud Rate.....	19 (A1)
RS232 Interface - 9600 Baud Rate.....	19 (A2)
RS232 Interface - 19200 Baud Rate.....	19 (A3)
RS232 Interface - 38400 Baud Rate.....	19 (A4)
RS232 Interface - 57600 Baud Rate.....	19 (B1)
RS232 Interface - 115200 Baud Rate - Default.....	19 (B2)
RS232 Interface - 7 Data Bits.....	19 (B3)
RS232 Interface - 8 Data Bits - Default.....	19 (B4)
RS232 Interface - 1 Stop Bit - Default.....	19 (C1)
RS232 Interface - 2 Stop Bits.....	19 (C2)
RS232 Interface - Even Parity.....	19 (C3)
RS232 Interface - No Parity.....	19 (C4)
RS232 Interface - Odd Parity.....	19 (D1)
RS232 Interface Flow Control On.....	19 (D2)
RS232 Interface Flow Control Off - Default.....	19 (D3)
Enable RS-232 Serial mode - Default.....	19 (D4)
Enable Serial, Raw, and Echo Communications.....	19 (E1)
Enable RS232 OPOS/JPOS Mode - Default.....	19 (E2)
Enable RS232 Interface Flow Control - One-Way.....	19 (E3)
Communication Mode Settings.....	20
Enable IBM surePOS mode.....	20 (A2)
Enable Packet Mode.....	20 (A3)
Enable Raw Mode - Default.....	20 (A4)
Scan Delay Settings.....	20
Disable Duplicate Scan Delay - Default.....	20 (B2)
1 Second Duplicate Scan Delay.....	20 (B3)
2 Second Duplicate Scan Delay.....	20 (B4)
3 Second Duplicate Scan Delay.....	20 (C1)
5 Second Duplicate Scan Delay.....	20 (C2)
10 Second Duplicate Scan Delay.....	20 (C3)
30 Second Duplicate Scan Delay.....	20 (C4)
1 Hour Duplicate Scan Delay.....	20 (D1)
1 Day Duplicate Scan Delay.....	20 (D2)
Miscellaneous Settings.....	20
Enable Upload Image Mode.....	20 (D4)
Disable Upload Image Mode - Default.....	20 (E1)
Reader/Modem Command Settings.....	20
Output Reader Configuration.....	20 (E3)
Get Reader Parameters.....	20 (E4)
Reset, Clear and Save Reader Settings.....	21
Reset to Factory Defaults.....	21 (A2)
Save All Reader Settings.....	21 (A3)
Reboot Reader.....	21 (A4)
Custom Terminal Settings.....	21
Enable Gilbarco.....	21 (B2)
Disable Gilbarco - Default.....	21 (B3)
Enable NCR.....	21 (B4)
Disable NCR - Default.....	21 (C1)
Enable NCR2.....	21 (C2)
Disable NCR2 - Default.....	21 (C3)
Disable WINCNIX - Default.....	21 (C4)
Enable WINCNIX.....	21 (D1)
Data Validation.....	21
Enable UDI/HIBC Validation.....	21 (D3)

Table of Contents

Enable ISO15434 Validation.....	21 (D4)
Enable ISO15434 & ISO15418 Validation.....	21 (E1)

<p>General Reading Mode Settings</p>	<p>Enable Stand Detection - Default</p>  <p>M20248_01</p> <p>A2</p>	<p>Disable Stand Detection</p>  <p>M20249_01</p> <p>A3</p>	<p>Motion Detect or Continuous Scan Off (Out of Stand) - Default</p>  <p>M20200_01</p> <p>A4</p>
<p>Motion Detect Always On</p>  <p>M20199_01</p> <p>B1</p>	<p>No Scan Delay with Motion Detection in stand</p>  <p>M20227_03</p> <p>B2</p>	<p>500 ms Scan Delay with Motion Detection in stand - Default</p>  <p>M20228_04</p> <p>B3</p>	<p>Enable Cell Phone Reading Enhancement</p>  <p>M20240_03</p> <p>B4</p>
<p>Disable Cell Phone Reading Enhancement - Default</p>  <p>M20241_02</p> <p>C1</p>	<p>Set Motion Detect Maximum Brightness to 25%</p>  <p>M20247_01</p> <p>C2</p>	<p>Set Motion Detect Maximum Brightness to 50%</p>  <p>M20246_01</p> <p>C3</p>	<p>Set Motion Detect Maximum Brightness to 75%</p>  <p>M20245_01</p> <p>C4</p>
<p>Set Motion Detect Maximum Brightness to 100% - Default</p>  <p>M20244_01</p> <p>D1</p>	<p>Enable Target LED During Image Capture - Default</p>  <p>M20294_01</p> <p>D2</p>	<p>Disable Target LED During Image Capture</p>  <p>M20295_01</p> <p>D3</p>	<p>Trigger Mode On In Stand</p>  <p>M20296_02</p> <p>D4</p>
<p>Motion Detection On In Stand - Default</p>  <p>M20297_02</p> <p>E1</p>	<p>Continuous Scan Mode On In Stand</p>  <p>M20298_02</p> <p>E2</p>	<p>Enable Stand Detection - Default</p>  <p>M20302_01</p> <p>E3</p>	<p>Disable Stand Detection</p>  <p>M20303_01</p> <p>E4</p>























CR950 Configuration Guide

NOTE: Configuration changes will take effect immediately and be saved to memory

<p>Reader Raw Text Commands Off - Default</p>  <p>M20325_01</p> <p>A1</p>	<p>Reader Raw Text Commands On</p>  <p>M20326_01</p> <p>A2</p>	<p>Enable Targeting-Always-On</p>  <p>M20333_02</p> <p>A3</p>	<p>Disable Targeting-Always-On</p>  <p>M20334_02</p> <p>A4</p>
<p>Beep Volume 0%</p>  <p>M20339_01</p> <p>B1</p>	<p>Beep Volume 33%</p>  <p>M20340_01</p> <p>B2</p>	<p>Beep Volume 67%</p>  <p>M20341_01</p> <p>B3</p>	<p>Beep Volume 100% - Default</p>  <p>M20342_01</p> <p>B4</p>
<p>Data Formatting (Prefix/Suffix) Settings</p>			
	<p>Disable Data Formatting - Default</p>  <p>M20223_02</p> <p>C2</p>	<p>Prefix Comma</p>  <p>M20209_01</p> <p>C3</p>	<p>Prefix Space</p>  <p>M20210_01</p> <p>C4</p>
<p>Prefix Tab (USB Keyboard Mode Only)</p>  <p>M20218_02</p> <p>D1</p>	<p>Prefix Tab (RS232 Mode Only)</p>  <p>M20211_01</p> <p>D2</p>	<p>Erase Prefix Data</p>  <p>M20207_01</p> <p>D3</p>	<p>Suffix Comma</p>  <p>M20215_01</p> <p>D4</p>
<p>Suffix Space</p>  <p>M20216_01</p> <p>E1</p>	<p>Suffix Enter (USB Keyboard Mode Only)</p>  <p>M20219_02</p> <p>E2</p>	<p>Suffix Tab (USB Keyboard Mode Only)</p>  <p>M20220_02</p> <p>E3</p>	<p>Suffix Tab (RS232 Mode Only)</p>  <p>M20217</p> <p>E4</p>



CR950 Configuration Guide

NOTE: Configuration changes will take effect immediately and be saved to memory

<p>Suffix Carriage Return (RS232 Mode Only)</p>  <p>M20212_01</p> <p>A1</p>	<p>Suffix Carriage Return Line Feed (RS232 Mode Only) - Default</p>  <p>M20213_01</p> <p>A2</p>	<p>Suffix Line Feed (RS232 Mode Only)</p>  <p>M20214_01</p> <p>A3</p>	<p>Erase Suffix Data</p>  <p>M20208_01</p> <p>A4</p>
<p>Convert Barcode Data to Uppercase</p>  <p>M20221_01</p> <p>B1</p>	<p>Convert Barcode Data to Lowercase</p>  <p>M20222_01</p> <p>B2</p>	<p>Convert Barcode Data to Bracketed Hex Output</p>  <p>M20255_02</p> <p>B3</p>	<p>Erase Prefix & Suffix Data</p>  <p>M20322_01</p> <p>B4</p>
<p>Prefix AIM ID Off - Default</p>  <p>M20343_01</p> <p>C1</p>	<p>Prefix AIM ID On</p>  <p>M20344_01</p> <p>C2</p>	<p>Symbology Settings</p>	
<p>Aztec Off</p>  <p>M20003_01</p> <p>D1</p>	<p>Aztec Inverse & Normal On</p>  <p>M20004_01</p> <p>D2</p>	<p>Aztec Inverse Off - Default</p>  <p>M20005_01</p> <p>D3</p>	<p>Aztec On - Default</p>  <p>M20002_01</p> <p>C4</p>
<p>Disable BC412 Regular and Reverse - Default</p>  <p>M20260_02</p> <p>E1</p>	<p>Reverse BC412 On</p>  <p>M20261_01</p> <p>E2</p>	<p>Enable BC412 - Disable BC412 Reverse</p>  <p>M20259_02</p> <p>D4</p>	<p>Reverse BC412 Off - Default</p>  <p>M20262_02</p> <p>E4</p>
<p>Codabar On - Default</p>  <p>M20010_01</p> <p>E3</p>	<p>Reverse BC412 On</p>  <p>M20261_01</p> <p>E2</p>	<p>Reverse BC412 Off - Default</p>  <p>M20262_02</p> <p>E4</p>	<p>Reverse BC412 Off - Default</p>  <p>M20262_02</p> <p>E4</p>







CR950 Configuration Guide

NOTE: Configuration changes will take effect immediately and be saved to memory

<p>Codabar Off</p>  <p>M20011_01</p> <p>A1</p>	<p>Codabar Checksum On</p>  <p>M20012_01</p> <p>A2</p>	<p>Codabar Checksum Off - Default</p>  <p>M20013_01</p> <p>A3</p>	<p>Remove Codabar Start and Stop Delimiters</p>  <p>M20014_01</p> <p>A4</p>
<p>Keep Codabar Start and Stop Delimiters - Default</p>  <p>M20015_01</p> <p>B1</p>	<p>Code 11 Checksum Stripped from Result On</p>  <p>M20022_01</p> <p>B2</p>	<p>Code 11 Checksum Stripped from Result Off - Default</p>  <p>M20023_01</p> <p>B3</p>	<p>Code 11 On</p>  <p>M20020_01</p> <p>B4</p>
<p>Code 11 Off - Default</p>  <p>M20021_01</p> <p>C1</p>	<p>Code 11 One Digit Checksum</p>  <p>M20032_01</p> <p>C2</p>	<p>Code 11 Disable Checksum Checking - Default</p>  <p>M20031_01</p> <p>C3</p>	<p>Code 11 Two Digit Checksum - Default</p>  <p>M20033_01</p> <p>C4</p>
<p>Code 128 Off</p>  <p>M20035_01</p> <p>D1</p>	<p>Code 128 On - Default</p>  <p>M20034_01</p> <p>D2</p>	<p>Code 32 (Italian Pharmacode) On</p>  <p>M20024_01</p> <p>D3</p>	<p>Code 32 (Italian Pharmacode) Off - Default</p>  <p>M20025_01</p> <p>D4</p>
<p>Code 39 On - Default</p>  <p>M20026_01</p> <p>E1</p>	<p>Code 39 Off</p>  <p>M20027_01</p> <p>E2</p>	<p>Code 39 Checksum On</p>  <p>M20028_01</p> <p>E3</p>	<p>Code 39 Checksum Off - Default</p>  <p>M20029_01</p> <p>E4</p>

CR950 Configuration Guide

NOTE: Configuration changes will take effect immediately and be saved to memory

<p>Code 39 Checksum Stripped from Result On</p>  <p>M20030_01</p> <p style="text-align: right;">A1</p>	<p>Code 93 On - Default</p>  <p>M20265_01</p> <p style="text-align: right;">A2</p>	<p>Code 93 Off</p>  <p>M20266_01</p> <p style="text-align: right;">A3</p>	<p>Composite On</p>  <p>M20036_01</p> <p style="text-align: right;">A4</p>
<p>Composite Off - Default</p>  <p>M20037_01</p> <p style="text-align: right;">B1</p>	<p>Data Matrix On - Default</p>  <p>M20038_02</p> <p style="text-align: right;">B2</p>	<p>Data Matrix Off</p>  <p>M20039_01</p> <p style="text-align: right;">B3</p>	<p>Data Matrix Mirror On</p>  <p>M20042_01</p> <p style="text-align: right;">B4</p>
<p>Data Matrix Mirror Off - Default</p>  <p>M20043_01</p> <p style="text-align: right;">C1</p>	<p>Data Matrix Inverse and Normal On - Default</p>  <p>M20040_01</p> <p style="text-align: right;">C2</p>	<p>Data Matrix Inverse Off</p>  <p>M20041_01</p> <p style="text-align: right;">C3</p>	<p>Data Matrix Rectangular On - Default</p>  <p>M20044_01</p> <p style="text-align: right;">C4</p>
<p>Data Matrix Rectangular Off</p>  <p>M20045_01</p> <p style="text-align: right;">D1</p>	<p>Data Matrix Rectangular Extended On</p>  <p>M20046_01</p> <p style="text-align: right;">D2</p>	<p>Data Matrix Rectangular Extended Off - Default</p>  <p>M20047_01</p> <p style="text-align: right;">D3</p>	<p>Hong Kong 2 of 5 On</p>  <p>M20058_01</p> <p style="text-align: right;">D4</p>
<p>Hong Kong 2 of 5 Off - Default</p>  <p>M20059_01</p> <p style="text-align: right;">E1</p>	<p>Interleaved 2 of 5 On - Default</p>  <p>M20060_01</p> <p style="text-align: right;">E2</p>	<p>Interleaved 2 of 5 Off</p>  <p>M20061_01</p> <p style="text-align: right;">E3</p>	<p>Interleaved 2 of 5 Checksum On</p>  <p>M20062_01</p> <p style="text-align: right;">E4</p>





















CR950 Configuration Guide

NOTE: Configuration changes will take effect immediately and be saved to memory

<p>Interleaved 2 of 5 Checksum Off - Default</p>  <p>M20063_01</p> <p style="text-align: right;">A1</p>	<p>Interleaved 2 of 5 Checksum Stripped from Result On</p>  <p>M20064_01</p> <p style="text-align: right;">A2</p>	<p>Interleaved 2 of 5 Checksum Stripped from Result Off - Default</p>  <p>M20077_01</p> <p style="text-align: right;">A3</p>	<p>Matrix 2 of 5 On</p>  <p>M20071_01</p> <p style="text-align: right;">A4</p>
<p>Matrix 2 of 5 Off - Default</p>  <p>M20072_01</p> <p style="text-align: right;">B1</p>	<p>Micro PDF417 On</p>  <p>M20090_01</p> <p style="text-align: right;">B2</p>	<p>Micro PDF417 Off - Default</p>  <p>M20091_01</p> <p style="text-align: right;">B3</p>	<p>Micro QR Code On</p>  <p>M20103_01</p> <p style="text-align: right;">B4</p>
<p>Micro QR Code Off - Default</p>  <p>M20104_01</p> <p style="text-align: right;">C1</p>	<p>Mode 1 QR Code On</p>  <p>M20105_01</p> <p style="text-align: right;">C2</p>	<p>Mode 1 QR Code Off - Default</p>  <p>M20106_01</p> <p style="text-align: right;">C3</p>	<p>MSI Plessey Checksum Must Be Mod 10</p>  <p>M20079_01</p> <p style="text-align: right;">C4</p>
<p>MSI Plessey Checksum Off - Default</p>  <p>M20078_01</p> <p style="text-align: right;">D1</p>	<p>MSI Plessey Checksum Stripped from Result On</p>  <p>M20082_01</p> <p style="text-align: right;">D2</p>	<p>MSI Plessey Checksum Stripped from Result Off - Default</p>  <p>M20083_01</p> <p style="text-align: right;">D3</p>	<p>MSI Plessey Checksum Must Be Mod 11/10</p>  <p>M20081_02</p> <p style="text-align: right;">D4</p>
<p>MSI Plessey Checksum Must Be Mod 10/10</p>  <p>M20080_02</p> <p style="text-align: right;">E1</p>	<p>MSI Plessey On</p>  <p>M20075_01</p> <p style="text-align: right;">E2</p>	<p>MSI Plessey Off - Default</p>  <p>M20076_01</p> <p style="text-align: right;">E3</p>	<p>NEC 2 of 5 Checksum On - Default</p>  <p>M20086_01</p> <p style="text-align: right;">E4</p>

















CR950 Configuration Guide

NOTE: Configuration changes will take effect immediately and be saved to memory

<p>NEC 2 of 5 Checksum Off</p>  <p>M20087_01</p> <p>A1</p>	<p>NEC 2 of 5 On</p>  <p>M20084_01</p> <p>A2</p>	<p>NEC 2 of 5 Off - Default</p>  <p>M20085_01</p> <p>A3</p>	<p>PDF417 On - Default</p>  <p>M20088_01</p> <p>A4</p>
<p>PDF417 Off</p>  <p>M20089_01</p> <p>B1</p>	<p>QR Code On - Default</p>  <p>M20096_01</p> <p>B2</p>	<p>QR Code Off</p>  <p>M20097_01</p> <p>B3</p>	<p>QR Code Standard Only - Default</p>  <p>M20098_01</p> <p>B4</p>
<p>QR Code Mirror On</p>  <p>M20101_01</p> <p>C1</p>	<p>QR Code Mirror Off - Default</p>  <p>M20102_01</p> <p>C2</p>	<p>QR Code Inverse and Normal On</p>  <p>M20100_01</p> <p>C3</p>	<p>QR Code Inverse Only</p>  <p>M20099_01</p> <p>C4</p>
<p>Telepen On</p>  <p>M20109_01</p> <p>D1</p>	<p>Telepen Off - Default</p>  <p>M20110_01</p> <p>D2</p>	<p>Output Telepen as Numeric - Default</p>  <p>M20117_01</p> <p>D3</p>	<p>Output Telepen as ASCII</p>  <p>M20116_01</p> <p>D4</p>
<p>Trioptic On</p>  <p>M20118_01</p> <p>E1</p>	<p>Trioptic Off - Default</p>  <p>M20119_01</p> <p>E2</p>	<p>Reverse Trioptic On</p>  <p>M20120_01</p> <p>E3</p>	<p>Reverse Trioptic Off - Default</p>  <p>M20121_01</p> <p>E4</p>

CR950 Configuration Guide



















NOTE: Configuration changes will take effect immediately and be saved to memory

<p>Keep Trioptic Start and Stop Delimiters</p>  <p>M20122_01</p> <p>A1</p>	<p>Remove Trioptic Start and Stop Delimiters - Default</p>  <p>M20123_01</p> <p>A2</p>	<p>Straight 2 of 5 Off - Default</p>  <p>M20108_01</p> <p>A3</p>	<p>Straight 2 of 5 On</p>  <p>M20107_01</p> <p>A4</p>
<p>UK Plessey On</p>  <p>M20287_01</p> <p>B1</p>	<p>UK Plessey Off - Default</p>  <p>M20288_01</p> <p>B2</p>	<p>UPC/EAN On - Default</p>  <p>M20126_01</p> <p>B3</p>	<p>UPC/EAN Off</p>  <p>M20127_01</p> <p>B4</p>
<p>UPC Supplemental On</p>  <p>M20128_01</p> <p>C1</p>	<p>UPC Supplemental Off - Default</p>  <p>M20129_01</p> <p>C2</p>	<p>UPC E Expansion On</p>  <p>M20132_01</p> <p>C3</p>	<p>UPC E Expansion Off - Default</p>  <p>M20133_01</p> <p>C4</p>
<p>Convert UPC-A to EAN-13</p>  <p>M20134_01</p> <p>D1</p>	<p>Do Not Convert UPC-A to EAN-13 - Default</p>  <p>M20135_01</p> <p>D2</p>	<p>Transmit UPC-A Check Digit</p>  <p>M20140_01</p> <p>D3</p>	<p>Do Not Transmit UPC-A Check Digit - Default</p>  <p>M20141_01</p> <p>D4</p>
<p>Transmit UPC-A Number System</p>  <p>M20142_01</p> <p>E1</p>	<p>Do Not Transmit UPC-A Number System - Default</p>  <p>M20143_01</p> <p>E2</p>	<p>Do Not Transmit UPC-E Check Digit - Default</p>  <p>M20145_01</p> <p>E3</p>	<p>Transmit UPC-E Number System</p>  <p>M20146_01</p> <p>E4</p>

CR950 Configuration Guide

NOTE: Configuration changes will take effect immediately and be saved to memory




<p>Do Not Transmit UPC-E Number System - Default</p>  <p>M20147_01</p> <p>A1</p>	<p>Convert EAN-8 to EAN-13</p>  <p>M20130_01</p> <p>A2</p>	<p>Do Not Convert EAN-8 to EAN-13 - Default</p>  <p>M20131_01</p> <p>A3</p>	<p>Transmit UPC-E Check Digit</p>  <p>M20144_01</p> <p>A4</p>
<p>Convert Bookland EAN-13 to ISBN</p>  <p>M20136_01</p> <p>B1</p>	<p>Do Not Convert Bookland EAN-13 to ISBN - Default</p>  <p>M20137_01</p> <p>B2</p>	<p>Convert Bookland EAN-13 to ISSN</p>  <p>M20138_01</p> <p>B3</p>	<p>Do Not Convert Bookland EAN-13 to ISSN - Default</p>  <p>M20139_01</p> <p>B4</p>
<p>Transmit EAN-8 Check Digit</p>  <p>M20148_01</p> <p>C1</p>	<p>Do Not Transmit EAN-8 Check Digit - Default</p>  <p>M20149_01</p> <p>C2</p>	<p>Transmit EAN-13 Check Digit</p>  <p>M20150_01</p> <p>C3</p>	<p>Do Not Transmit EAN-13 Check Digit - Default</p>  <p>M20151_01</p> <p>C4</p>
<p>Enable GS1 DataBar Limited - Default</p>  <p>M20277_01</p> <p>D1</p>	<p>Disable GS1 DataBar Limited</p>  <p>M20278_01</p> <p>D2</p>	<p>Enable GS1 DataBar Expanded Stacked - Default</p>  <p>M20275_01</p> <p>D3</p>	<p>Disable GS1 DataBar Expanded Stacked</p>  <p>M20276_01</p> <p>D4</p>
<p>Enable GS1 DataBar Expanded - Default</p>  <p>M20273_01</p> <p>E1</p>	<p>Disable GS1 DataBar Expanded</p>  <p>M20274_01</p> <p>E2</p>	<p>Enable GS1 DataBar Stacked and GS1 DataBar Stacked Omnidirectional - Default</p>  <p>M20271_01</p> <p>E3</p>	<p>Disable GS1 DataBar Stacked and GS1 DataBar Stacked Omnidirectional</p>  <p>M20272_01</p> <p>E4</p>

<p>BC412 On</p>  <p>M20006_01</p> <p style="text-align: right;">A1</p>	<p>BC412 Off - Default</p>  <p>M20007_01</p> <p style="text-align: right;">A2</p>	<p>Disable GS1 DataBar Omnidirectional and GS1 DataBar Truncated</p>  <p>M20268_01</p> <p style="text-align: right;">A3</p>	<p>Custom QR Code On</p>  <p>M20291_01</p> <p style="text-align: right;">A4</p>
<p>Custom QR Code Off - Default</p>  <p>M20292_01</p> <p style="text-align: right;">B1</p>	<p>Han Xin Normal and Inverse On</p>  <p>M20304_01</p> <p style="text-align: right;">B2</p>	<p>Aztec Mirror On</p>  <p>M20318_01</p> <p style="text-align: right;">B3</p>	<p>Aztec Mirror Off - Default</p>  <p>M20319_01</p> <p style="text-align: right;">B4</p>
<p>Code 39 Extended Full ASCII Off - Default</p>  <p>M20320_02</p> <p style="text-align: right;">C1</p>	<p>Code 39 Extended Full ASCII On</p>  <p>M20321_02</p> <p style="text-align: right;">C2</p>	<p>Keyboard Language Settings</p>	<p>Set Portuguese for Windows as active language</p>  <p>M20364_01</p> <p style="text-align: right;">C4</p>
<p>Set Italian for Windows as active language</p>  <p>M20363_01</p> <p style="text-align: right;">D1</p>	<p>Keyboard Support: Simplified Chinese Keyboard Mapping for Windows</p>  <p>M20362_01</p> <p style="text-align: right;">D2</p>		<p>List Installed Languages</p>  <p>M20180_01</p> <p style="text-align: right;">D3</p>
<p>Keyboard Support: US English Keyboard Mapping for Windows - Default</p>  <p>M20182_01</p> <p style="text-align: right;">E1</p>	<p>Keyboard Support: English Keyboard Mapping for Apple</p>  <p>M20184_01</p> <p style="text-align: right;">E2</p>	<p>Keyboard Support: French-Belgian Keyboard Mapping for Windows</p>  <p>M20181_01</p> <p style="text-align: right;">E3</p>	<p>Keyboard Support: French Keyboard Mapping for Windows</p>  <p>M20185_01</p> <p style="text-align: right;">E4</p>

CR950 Configuration Guide




NOTE: Configuration changes will take effect immediately and be saved to memory









<p>Keyboard Support: French Keyboard Mapping for Apple</p>  <p>M20186_01</p> <p style="text-align: right;">A1</p>	<p>Keyboard Support: German Keyboard Mapping for Apple</p>  <p>M20187_01</p> <p style="text-align: right;">A2</p>	<p>Keyboard Support: German Keyboard Mapping for Windows</p>  <p>M20188_01</p> <p style="text-align: right;">A3</p>	<p>Keyboard Support: German-Swiss Keyboard Mapping for Apple</p>  <p>M20189_01</p> <p style="text-align: right;">A4</p>
<p>Keyboard Support: German-Swiss Keyboard Mapping for Windows</p>  <p>M20190_01</p> <p style="text-align: right;">B1</p>	<p>Keyboard Support: Italian Keyboard Mapping for Apple</p>  <p>M20191_01</p> <p style="text-align: right;">B2</p>	<p>Keyboard Support: Japanese Keyboard Mapping for Windows</p>  <p>M20192_01</p> <p style="text-align: right;">B3</p>	<p>Keyboard Support: Russian Keyboard Mapping for Windows</p>  <p>M20194_01</p> <p style="text-align: right;">B4</p>
<p>Keyboard Support: Spanish-Latin American Keyboard Mapping for Windows</p>  <p>M20193_01</p> <p style="text-align: right;">C1</p>	<p>Keyboard Support: Spanish Keyboard Mapping for Windows</p>  <p>M20195_01</p> <p style="text-align: right;">C2</p>	<p>Keyboard Support: Spanish Keyboard Mapping for Apple</p>  <p>M20196_01</p> <p style="text-align: right;">C3</p>	<p>Keyboard Support: UK English Keyboard Mapping for Windows</p>  <p>M20197_01</p> <p style="text-align: right;">C4</p>
<p>Keyboard Support: US International (Universal) Keyboard Mapping for Windows</p>  <p>M20198_01</p> <p style="text-align: right;">D1</p>	<p>Data Encoding: Raw ASCII to Keyboard XML File Lookup - Default</p>  <p>M20203_01</p> <p style="text-align: right;">D2</p>	<p>Data Encoding: UTF8 to Unicode Codepoint - Alt Sequences for Windows</p>  <p>M20204_01</p> <p style="text-align: right;">D3</p>	<p>Data Encoding: ASCII to Unicode Codepoint - Alt Sequences for Windows</p>  <p>M20205_01</p> <p style="text-align: right;">D4</p>
<p>Control Character Input - Language Default - Default - Default</p>  <p>M20350_01</p> <p style="text-align: right;">E1</p>	<p>Control Character Input - Ctrl + Character</p>  <p>M20351_01</p> <p style="text-align: right;">E2</p>	<p>Control Character Input - Alt + Keypad</p>  <p>M20352_01</p> <p style="text-align: right;">E3</p>	<p>Control Character Input -Alt + Leading Zero</p>  <p>M20353_01</p> <p style="text-align: right;">E4</p>















Operating System Settings	Alternate Operating System (Linux/Mac) On	Alternate Operating System (Linux/Mac) Off - Default	Intentionally Blank
	 M20305_01 A2	 M20306_01 A3	 M20307_01 A4
USB Settings	Set reader into USB Full Speed mode	Set reader into USB High Speed mode - Default	USB HID Vendor Mode
	 M20399_01 B2	 M20400_01 B3	 M20177_01 B4
USB Keyboard Mode - Default	Enable HID POS Mode	Enable CDC VCOM Mode	Enable USB VCOM mode
 M20178_01 C1	 M20225_01 C2	 M20226_01 C3	 M20250_01 C4
Enable USB OPOS/JPOS Mode - Default	USB Virtual COM Multiple Ports	USB Virtual COM Common Ports	Intentionally Blank
 M20307_01 D1	 M20346_01 D2	 M20347_01 D3	 M20348_01 D4
RS232 Settings	Reset to RS232 Factory Defaults	RS232 Interface - 1200 Baud Rate	RS232 Interface - 2400 Baud Rate
	 M20112_01 E2	 M20160_01 E3	 M20161_01 E4

CR950 Configuration Guide

NOTE: Configuration changes will take effect immediately and be saved to memory

<p>RS232 Interface - 4800 Baud Rate</p>  <p>M20162_01</p> <p>A1</p>	<p>RS232 Interface - 9600 Baud Rate</p>  <p>M20163_01</p> <p>A2</p>	<p>RS232 Interface - 19200 Baud Rate</p>  <p>M20164_01</p> <p>A3</p>	<p>RS232 Interface - 38400 Baud Rate</p>  <p>M20165_01</p> <p>A4</p>
<p>RS232 Interface - 57600 Baud Rate</p>  <p>M20166_01</p> <p>B1</p>	<p>RS232 Interface - 115200 Baud Rate - Default</p>  <p>M20167_01</p> <p>B2</p>	<p>RS232 Interface - 7 Data Bits</p>  <p>M20168_01</p> <p>B3</p>	<p>RS232 Interface - 8 Data Bits - Default</p>  <p>M20169_01</p> <p>B4</p>
<p>RS232 Interface - 1 Stop Bit - Default</p>  <p>M20170_01</p> <p>C1</p>	<p>RS232 Interface - 2 Stop Bits</p>  <p>M20171_01</p> <p>C2</p>	<p>RS232 Interface - Even Parity</p>  <p>M20172_01</p> <p>C3</p>	<p>RS232 Interface - No Parity</p>  <p>M20173_01</p> <p>C4</p>
<p>RS232 Interface - Odd Parity</p>  <p>M20174_01</p> <p>D1</p>	<p>RS232 Interface Flow Control On</p>  <p>M20175_01</p> <p>D2</p>	<p>RS232 Interface Flow Control Off - Default</p>  <p>M20176_01</p> <p>D3</p>	<p>Enable RS-232 Serial mode - Default</p>  <p>M20251_01</p> <p>D4</p>
<p>Enable Serial, Raw, and Echo Communications</p>  <p>M20115_01</p> <p>E1</p>	<p>Enable RS232 OPOS/IPOS Mode - Default</p>  <p>M20308_01</p> <p>E2</p>	<p>Enable RS232 Interface Flow Control - One-Way</p>  <p>M20309_01</p> <p>E3</p>	<p>Intentionally Blank</p> <p>E4</p>

Communication Mode Settings	Enable IBM surePOS mode  M20429_01 A2	Enable Packet Mode  M20238_01 A3	Enable Raw Mode - Default  M20239_01 A4
	Scan Delay Settings	Disable Duplicate Scan Delay - Default  M20229_01 B2	1 Second Duplicate Scan Delay  M20230_01 B3
3 Second Duplicate Scan Delay  M20232_01 C1	5 Second Duplicate Scan Delay  M20233_01 C2	10 Second Duplicate Scan Delay  M20234_01 C3	30 Second Duplicate Scan Delay  M20235_01 C4
1 Hour Duplicate Scan Delay  M20236_01 D1	1 Day Duplicate Scan Delay  M20237_01 D2	Miscellaneous Settings	
Disable Upload Image Mode - Default  M20243_01 E1	Get Reader Parameters		Enable Upload Image Mode  M20242_01 D4
		Output Reader Configuration  M20113_01 E3	Get Reader Parameters  M20114_01 E4

Reset, Clear and Save Reader Settings	Reset to Factory Defaults	Save All Reader Settings	Reboot Reader
	 M20111_01 A2	 M20335_01 A3	 M20345_01 A4
Custom Terminal Settings	Enable Gilbarco	Disable Gilbarco - Default	Enable NCR
	 M20310_02 B2	 M20311_02 B3	 M20312_01 B4
Disable NCR - Default	Enable NCR2	Disable NCR2 - Default	Disable WINCNIX - Default
 M20313_01 C1	 M20314_01 C2	 M20315_01 C3	 M20316_01 C4
Enable WINCNIX	Enable ISO15434 Validation	Enable UDI/HIBC Validation	Enable ISO15434 Validation
 M20317_01 D1		 M20256_02 D3	 M20257_02 D4
Enable ISO15434 & ISO15418 Validation	Intentionally Blank	Intentionally Blank	Intentionally Blank
 M20258_02 E1	E2	E3	E4