



Locker Bench specifications

Specifications:

Thickness - 1-1/4" (standard)

Species - Mixed hardwood (standard), oak, maple, select maple

Widths - 9-1/2", 12", 15", 18" and 24" in lengths up to 12' long

Rail Width - 3/4" - 15/16" (nominal)

Rail Construction - Finger joint

Finish - Two-coat catalyzed lacquer

Edge Profile - Radius edge on all sides and corners

Appearance:

Natural variations do occur in the appearance of natural wood, of which it is these distinguishing features that creates the natural beauty of this product. These variations are subject to occur on all or some of the wood products based on environmental factors affecting the tree before harvesting and include character markings such as grain variation in color, various growth rings and tight knots among other naturally occurring defects. All variations are of a natural source, while all other manufacturing defects have been removed and should not detract from the function.

General Care & Maintenance:

Allow top to reach ambient room temperature prior to installation. It may take forty-eight (48) hours for the top to acclimate to the surrounding environment.

Holes in framework used to secure the top to frame must be 3/8" larger than the bolt or fastener. Pre-drill pilot holes for lag screw fasteners and only tighten the fastener slightly as the top needs to be able to expand and contract.

If final mounting requires cutting the top, then all exposed raw wood surfaces must be resealed. Polyurethane is an excellent sealer for lacquered tops. Tops and benches sent without a finish and tops that are modified in the field voids the warranty.

Lacquered benches should avoid excess amounts of water, oil and strong cleaning agents. The bench should be immediately wiped clean when the surface has been exposed to such excesses.

When necessary, reseal any exposed raw wood surfaces to avoid expansion and swelling caused by water and humidity.

Locker bench seats can be affected by the temperature and humidity of the surrounding environment.

Catalyzed Lacquer Test Results:

CHEMICAL	RATING
1) SULFURIC ACID 25%	5
2) SULFURIC ACID 50%	5
3) ACETIC ACID 50%	4
4) ACETIC ACID 75%	4
5) PHOSPHORIC ACID 50%	5
6) PHOSPHORIC ACID 75%	5
7) HYDROCHLORIC ACID 20%	5
8) HYDROCHLORIC ACID 37%	4
9) BUTYL ALCOHOL	5
10) ETHYL ALCOHOL	5
11) METHYL ALCOHOL	5
12) ETHYL ACETATE	2
13) METHYL ETHYL KETONE	1
14) TOLUENE	5
15) ACETONE	1
16) NAPHTHA	5
17) XYLENE	5
18) SODIUM HYPOCHLORITE 5.25%	5
19) SODIUM HYDROXIDE 25%	5
20) SODIUM HYDROXIDE 35%	5
21) SODIUM HYDROXIDE 40%	5
22) SODIUM HYDROXIDE 50%	5
23) POTASSIUM HYDROXIDE 40%	5
24) POTASSIUM HYDROXIDE 45%	5
25) HYDROGEN PEROXIDE 30%	5
26) NITRIC ACID 25%	5

Fastener and Pilot Hole Chart:

SCREW SIZE #	PILOT HARD WOOD
4	1/16"
6	5/64"
8	3/32"
10	7/64"
12	1/8"

Test prepared by Sheboygan Paint Co 1/2009

5=No Effect

4=Slight Stain

3=Modest Stain

2=Modest Stain, Film Blistered

1=Film Damage



Specs subject to change. V040314

Bench Pedestals

specifications



Part # 09060
16-1/4" H
stainless steel

Pedestal Specifications:

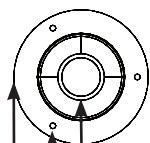
- Diameter** - 2-3/8"
- Finishes** - 14-gauge T201 stainless steel, 14-gauge Q235B steel painted with almond gloss finish
- Pedestal Height** - 16-1/4" H
- Parts Bag** - Hex head lag screw, zinc 1/4" x 1" long, qty 12
- Span Recommendation** - 4 foot maximum span between pedestals
- Packaging** - 2 legs with hardware per box




MSLP, part # 0406835
16-1/4" H
steel, painted almond gloss



SSLP, part # 0401303
16-1/4" H
stainless steel



2.375 diameter
.375 drilled holes, 3 places
8.25 diameter

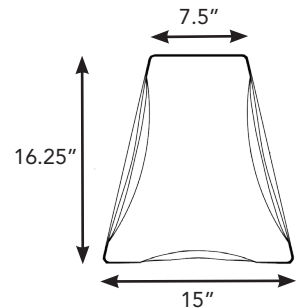


15.12" 16.25"

Trapezoid Specifications:

- Diameter** - 2-3/8"
- Finishes** - 14-gauge T201 stainless steel
- Pedestal Height** - 16-1/4" H
- Parts Bag** - Hex head lag screw, zinc 1/4" x 1" long, qty 12
- Span Recommendation** - 4 foot maximum span between pedestals
- Packaging** - 2 legs with hardware per box

(This pedestal is recommended for benches 12"D or 18"D; otherwise, the base of the pedestal is significantly wider than a 9.5"D bench seat.)



ADA Wall Mount Brackets:

- Materials** - 1-1/2"W x 1/8" steel bracket with reversible design; 3" x 3" notch for wall cleat or wire run clearance
- Finishes** - Almond (-A) Powder Coated; Black (-B) Powder Coated; Stainless Steel (-SS)
- Span Recommendation** - 4 ft max span between brackets
- Packaging** - 2 brackets per package; wall fasteners are not included



BKT1218 (-A or -B)
Required for 20"D ADA Bench

BKT1521 (-A or -B)
Required for 24"D ADA Bench

BKT1521 (-SS)
Required for 24"D ADA Bench

NOTE: Hardware to mount pedestals to the floor is required but not included as the floor substrate is unknown.

Specs subject to change. V040314

