

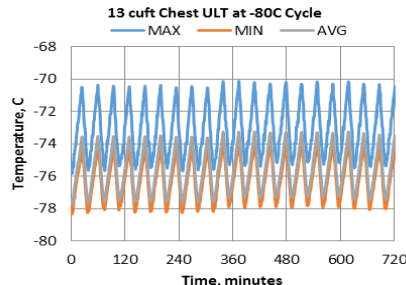
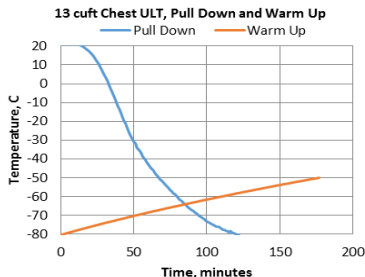
## Technical Data Sheet

### VWR Ultra-Low Temperature Chest Freezer

MODEL RELEASE - 22

VWR International, LLC, 100 Matsonford Rd, Radnor, PA 19087

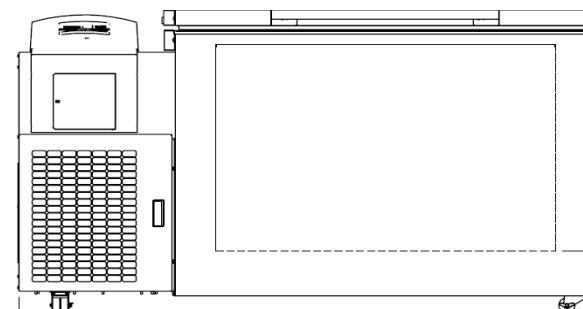
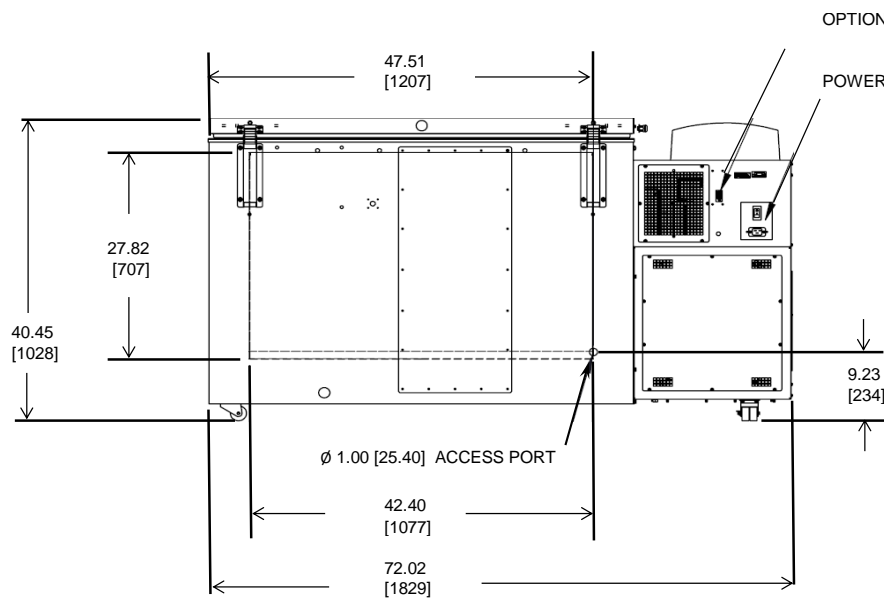
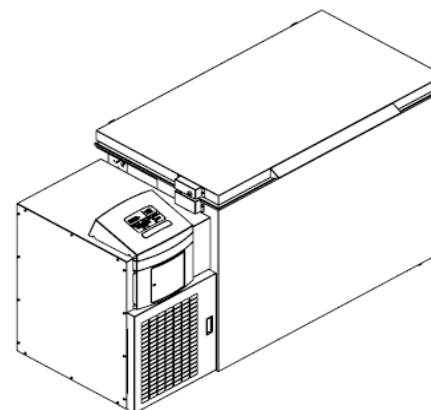
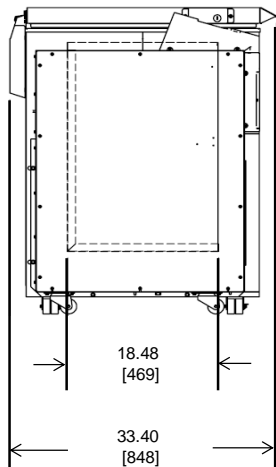
Specifications	Model Number
	VWRC1386A
	Application, Rating and Electrical Data
Application	Storage of General (non-flammable) Laboratory Materials
Storage Volume	359.6 Liters/12.7 Cubic Feet
Temperature Rating	-50°C to -86°C
Electrical Power	120V 60 Hz, 1 Phase
Instrument Rated Current	16.0 AMP
Building Supply Rating	20.0A (min) dedicated grounded circuit. Protected by circuit breaker rated for inductive loads
Power Plug/Power Cord Length	NEMA 5-20P / IEC Cords, 10 Feet (3.048 Meters)
Agency Listings	UL, cUL, CE
Indoor/Outdoor Usage	Indoor Use Only
Application Environment	Non-Corrosive, Non-Flammable, Non-Explosive, Good Air Ventilation, 18° C - 32° C (64.4° F - 89.6° F)
Refrigeration Configuration	
Refrigeration System	Industrial-Rated Two Stage Cascade System
Compressor / Number	Hermetic Compressor for Low Temperature Application / 2
Compressor Capacity*	1200 W
Condenser Type/Number	Enhanced Finned-Tube and Forced-Air Cooled / 1
Expansion Device	Capillary Tube
Evaporator Type	Cold Wall With Enhanced Heat Transfer Treatment
Defrost Method	Manual Defrost
Refrigerant Charge/Flammability	R404A in 1st Stage / R508B+R290 Mix in 2nd Stage / Non-Flammable
Controller/Electrical System Configuration and Features	
Controller Level	Top
Power Switch	On-Off with Circuit Breaker
Controller Type	Microprocess Control
Setpoint Security	Yes
Compressor Safe Guard	High Pressure Cutout Switch/High Temp Cutout Switch/Current protection/Logic protection
Control Sensor	Single RTD (1000 ohm Platinum RTD)
Remote Alarm Terminals	RS485, 4-20mA, Dry Contacts
Adjustable Warm/Cold Alarms	Fully Adjustable
Auto-Voltage Safeguard	Buck/Boost System
Dimensions and Construction	
Interior Dimensions (H x D x W)	706 H x 470 D x 1077 W mm (27.8 H x 18.5 D x 42.4 W in.)
Exterior Dimensions (H x D x W)	1028 H x 848 D x 1829 W mm (40.5 H x 33.4 D x 72 W in.)
Shipping Dimensions	1168 H x 973 D x 2068 W mm (46 H x 38.3 D x 81.4 W in.)
Insulation	High Density Polyurethane Foam, R-30 (ft <sup>2</sup> ·°F·hr/Btu)
Door Seal	Silicone-Based High Performance Seal Gasket
Shelves / Capacity	N/A
All-Direction Casters	Standard with Locks
Unit Weight	Approximately 302 kg / 666 lbs.
Other Options	Electronic Recorder and CO <sub>2</sub> or LN <sub>2</sub> Back-Up System
Typical Performance Characteristics in 20° C Ambient	



Test Unit Series Number or MSO Number:	19927-B-15
Cabinet Load:	Unloaded
Average Cabinet Temp at -80°C Cycle (C):	-75.6
Peak Variation from Setpoint (C):	+9.9 / +1.7
Uniformity (C):	3.1
Stability (C):	4.6
Duty Cycle at -80°C (%):	38
Cycle (on/off) rate at -80°C (min):	13 / 22
Energy Consumption (kw-hr/day):	12.0
Heat Rejection Rate (btu/hr):	1710
Pull Down Time (to -80°C) (min):	122
Warm Up Time (-80°C to -50°C) (min):	177

- Performance is nominal and individual units may vary.
- Freezer performance will differ due to product amount, product size and operating conditions.
- Continuous product enhancements may, without notice, result in amendments or omissions to this specification. VWR International, LLC cannot accept responsibility for damage, injury, loss or expenses resulting from misapplication of the information herein.

\* Manufacturer measured compressor capacity taken at standard -23°C/49°C (Evap/Cond) condition.



13 cu ft Chest Freezer

**NOTE: DUAL DIMENSION IS INCH OVER METRIC**  
DO NOT USE FOR ENGINEERING PURPOSES. SUBJECT TO CHANGE WITHOUT NOTICE.