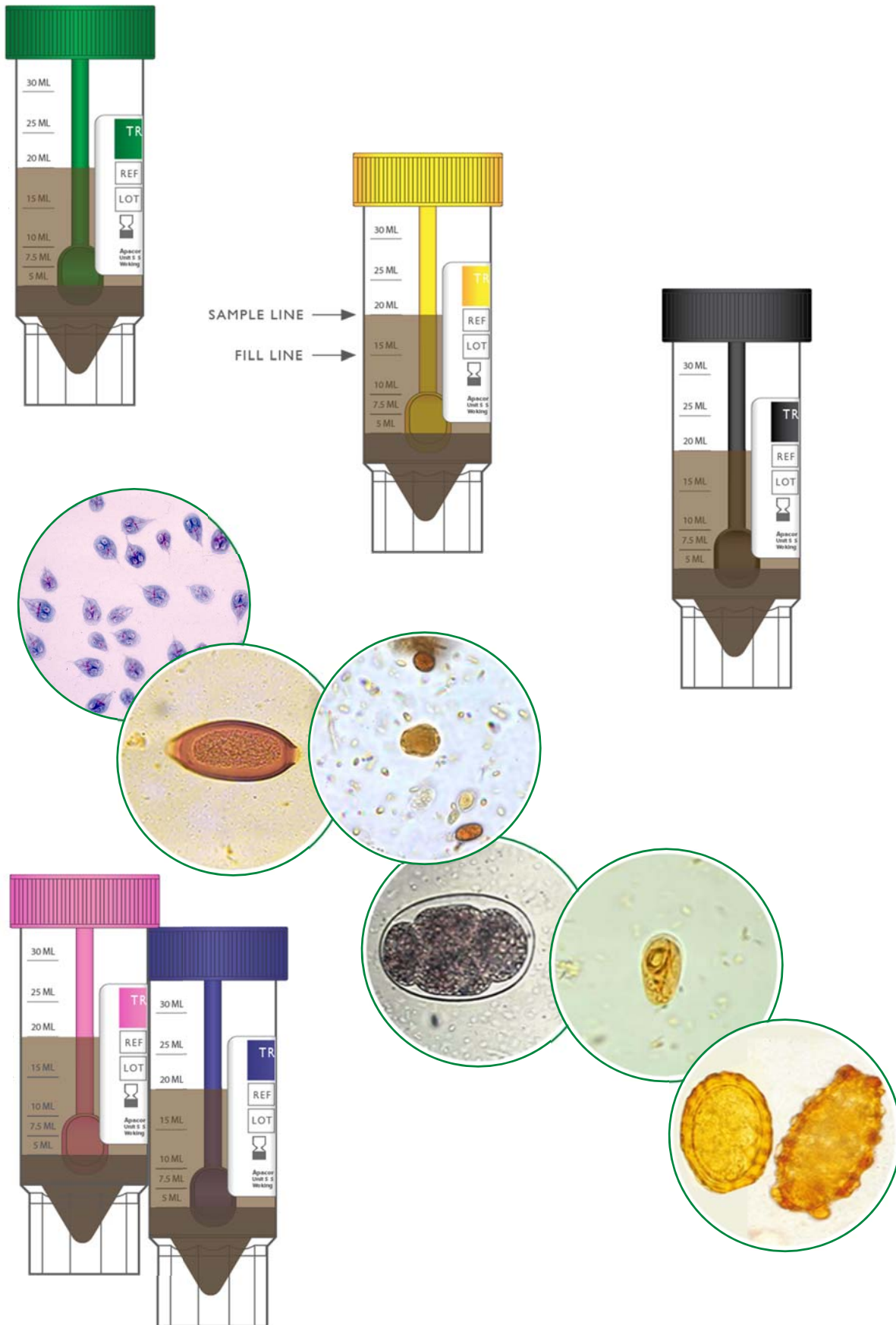


FOR TRANSPORT OF FAECAL SPECIMENS FOR INTESTINAL PARASITE EXAMINATION

APACOR

30 mL Transport Vials

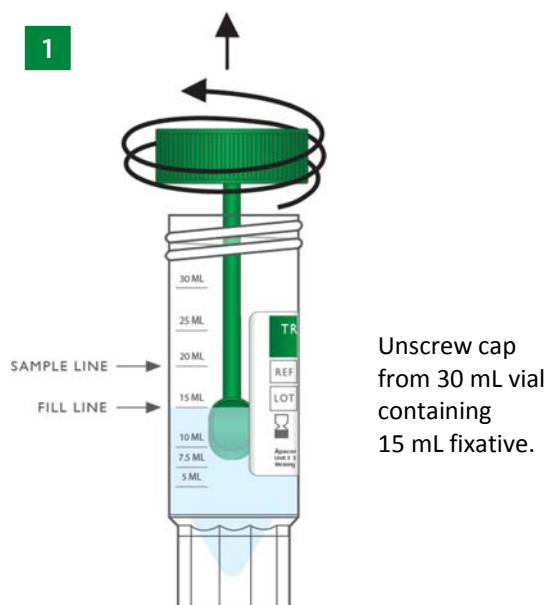


PARASITOLOGY

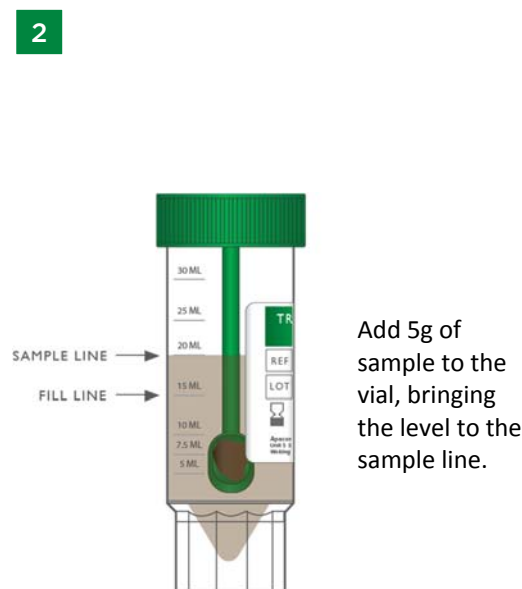
SINGLE USE IN VITRO DIAGNOSTIC DEVICE




30 mL Transport Vials



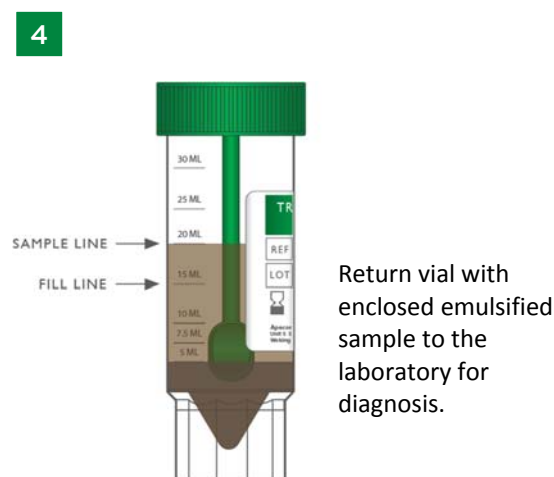
Unscrew cap from 30 mL vial containing 15 mL fixative.



Add 5g of sample to the vial, bringing the level to the sample line.



Reseal cap on vial tightly. Shake to emulsify the sample.



Return vial with enclosed emulsified sample to the laboratory for diagnosis.

In the laboratory intestinal parasites are confirmed by the identification of cysts, protozoan trophozoites, larvae and helminth eggs.

The priorities of these clinical laboratories do not always permit the immediate examination of a fresh sample.

The prompt collection and transportation of these samples cannot always be guaranteed.

Furthermore, freezing, refrigeration and / or incubation of samples cannot ensure the full recovery of parasites at all stages of identification.

The Apacor Transportation Vial will preserve the intestinal parasites in the faecal material until such time it can be examined by a qualified parasitologist.

PRODUCT ORDERING

VWR Cat No	Product Description	Pack Size
10048-690	30 mL Transport Vial (Clean)	40
10183-870	30 mL Transport Vial with 15 mL SAF	40
10184-190	30 mL Transport Vial with 15 mL AlcorFix™	40



1.800.932.5000 | vwr.com



Prices and product details are current when published; subject to change without notice. | Certain products may be limited by federal, state, provincial, or local regulations. | VWR makes no claims or warranties concerning sustainable/green products. Any claims concerning sustainable/green products are the sole claims of the manufacturer and not those of VWR International, LLC. All prices are in US dollars unless otherwise noted. Offers valid in US, void where prohibited by law or company policy, while supplies last. | VWR, the VWR logo and variations on the foregoing are registered (®) or unregistered trademarks and service marks, of VWR International, LLC and its related companies. All other marks referenced are registered by their respective owner(s). | Visit vwr.com to view our privacy policy, trademark owners and additional disclaimers. ©2015 VWR International, LLC. All rights reserved.